

CITY GOLD CREDIT CAPITAL LIMITED

REGD. OFFICE: - 555, 5th Floor, LSE Building, Feroze Gandhi Market, Ludhiana-141001
CIN:-L65921PB1993PLC013595 www.citygoldcreditcapitallimited.com

REF NO.....

DATE.....

To
Listing Department
Metropolitan Stock Exchange of India Limited
Vibgyor Towers, 4th Floor, Plot No. C 62,
G-Block, Opp. Trident Hotel,
Bandra Kurla Complex, Bandra (E),
Mumbai-400098

**SUBJECT: - Disclosure under Regulation 30 & 33 of SEBI (LODR) Regulations 2015.
Outcome of the Board Meeting held on 14.11.2019.**

Dear Sir,

In continuation to notice dated 07.11.2019, we wish to inform you that Board of Directors in its meeting held on today 14.11.2019 took the following decision.


- i. Considered and approved the Un-Audited Financial Results for the quarter and half year ended 30.09.2019 annexed with the Limited Review Report issued by statutory auditor of the company.
- ii. Approved the resignation of Mr. Sanjeev Kumar Puri, from the directorship of the company w.e.f. 15.11.2019.
- iii. Approved the appointment of CS Nikita Tayal as Company Secretary cum Compliance officer of the company w.e.f 15.11.2019.

Pursuant to Regulation 30, 33 and other applicable provisions of the SEBI (Listing Obligations and Disclosure Requirements) Regulations, 2015, we are enclosing herewith approved un-audited financial result for the quarter and half year ended 30.09.2019 with the limited review report issued by M/s. Namita Singla & Co. Statutory Auditor of the company.

Board Meeting commenced at ~~05:30 PM~~ and concluded at ~~08:00 PM~~.

This is for your information and record please.

For City Gold Credit Capital Limited
For City Gold Credit Capital Ltd.


(Sahil Puri) Director

Authorised Signatory

Date: - 14.11.2019

Place: - Ludhiana



CORPORATE OFFICE: - 467, Ludhiana Stock Exchange Building, Ludhiana-141001.
Ph No. 0161-4062614, 0161-4642238 E-mail :- cgcl1993@gmail.com



Namita Singla & Co.

Chartered Accountants

Mobile : 84272-84466
E-mail : ca.nsingla@gmail.com

17-L, Bank Colony, Ashok Vihar, Rishi Nagar,
Ludhiana-141001.

Limited Review Report for Citygold Credit Capital Limited for the unaudited financial results for the period ended 30.09.2019

Review report to Board of Directors of Citygold Credit Capital Limited

We have reviewed the accompanying statement of unaudited financial results (as per applicable IND AS) of Citygold Credit Capital Limited for the period ended 30.09.2019. This statement is the responsibility of the Company's Management and has been approved by the Board of Directors. Our responsibility is to issue a report on these financial statements based on our review.

We conducted our review of the Statement in accordance with the Standard on Review Engagements (SRE) 2410 "Review of Interim Financial Information Performed by the Independent Auditor of the Entity", issued by the Institute of Chartered Accountants of India. This standard requires that we plan and perform the review to obtain moderate assurance as to whether the financial statements are free of material misstatement. A review is limited primarily to inquiries of company personnel and an analytical procedure applied to financial data and thus provides less assurance than an audit. We have not performed an audit and accordingly, we do not express an audit opinion.


Based on our review conducted as above, nothing has come to our attention that causes us to believe that the accompanying statement of unaudited financial results prepared in accordance with applicable accounting standards and other recognized accounting practices and policies has not disclosed the information required to be disclosed in terms of Regulation 33 of the SEBI (Listing Obligations and Disclosure Requirements) Regulations, 2015 including the manner in which it is to be disclosed, or that it contains any material misstatement.

For Namita Singla & Company
Chartered Accountants


Signature

Namita Singla
(Proprietor)


(Membership Number – 509039)
(UDIN - 19509039AAAABH3040)




Place of signature - Ludhiana

Date – 14.11.2019

Un-Audited Financial Results - CITYGOLD CREDIT CAPITAL LIMITED (In Lakh)		3 MONTHS QUARTER ENDED 30.09.2019	6 MONTHS HALF YEAR ENDED 30.09.2019
Particulars			
1	Income		
	Revenue from operations		
(i)	Interest Income	3.757	7.528
(ii)	Dividend Income	0.02	0.045
(iii)	Rental Income	0	0.000
(iv)	Fees and commission Income	0	
(v)	Net gain on fair value changes	0.614	6.814
(vi)	Net gain on derecognition of financial instruments under amortised cost category	6.46	6.460
(vii)	Sale of products (including Excise Duty)	0	0.000
(viii)	Sale of services	0	0.000
(ix)	Other revenue from operations		
1	Other		
	Total other revenue from operations	0	0
	Total Revenue From Operations	10.851	20.847
	Other Income		
	Total Income	10.851	20.847
2	Expenses		
	Cost of materials consumed	0	0.000
	Purchases of stock-in-trade	0	0.000
	Changes in inventories of finished goods, work-in-progress and stock-in-trade	0.7	1.533
	Employee benefit expense	1.473	2.946
	Finance costs	0.004	0.010
	Depreciation, depletion and amortisation expense	0	0.000
	Fees and commission expense	0	0.000
	Net loss on fair value changes	0	0.000
	Net loss on derecognition of financial instruments under amortised cost category	0.303	0.303
	Impairment on financial instruments	0	0.000
(f)	Other expenses		
1	Advertisement Expenses	0.159	0.256
2	AGM Expenses	0.049	0.049
3	AMC Charges	0.000	0.649
4	Conveyance Charges	0.029	0.084
5	Depository Service Charges	0.118	0.283
6	Fees and Taxes	0.029	0.029
7	General Expenses	0.027	0.028
8	Postage and Telegram	0.010	0.015
9	Printing and Stationery	0.016	0.020
10	Rent	0.300	0.690
11	Telephone Expenses	0.006	0.006
12	Tea and Beverage Expenses	0.114	0.114
	Total other expenses	0.857	2.22242
	Total expenses	3.337	7.0138495
3	Total profit before exceptional items and tax	7.514	13.8327055
4	Exceptional items	0	0
5	Total profit before tax	7.514	13.833
7	Tax expense		
8	Current tax	0	0
9	Deferred tax	0	0
10	Total tax expenses	0	0
14	Net Profit Loss for the period from continuing operations	7.514	13.8327055
15	Profit (loss) from discontinued operations before tax	0	0
16	Tax expense of discontinued operations	0	0
17	Net profit (loss) from discontinued operation after tax	0	0
19	Share of profit (loss) of associates and joint ventures accounted for using equity method	0	0
21	Total profit (loss) for period	7.514	13.8327055
22	Other comprehensive income net of taxes	0	0
23	Total Comprehensive Income for the period	7.514	13.833
24	Total profit or loss, attributable to		
	Profit or loss, attributable to owners of parent	0.000	0.000
	Total profit or loss, attributable to non-controlling interests	0.000	0.000
25	Total Comprehensive Income for the period attributable to	0.000	0.000
	Comprehensive income for the period attributable to owners of parent	0.000	0.000
	Total comprehensive income for the period attributable to owners of parent non-controlling interests	0.000	0.000
26	Details of equity share capital		
	Paid-up equity share capital	320.05	320.05
	Face value of equity share capital	10	10
28	Reserves excluding revaluation reserve	-4.88	-4.88
29	Earnings per share		
i	Earnings per equity share for continuing operations		
	Basic earnings per share from continuing operations	0.235	0.432
	Diluted earnings per share from continuing operations	0.235	0.432
ii	Earnings per equity share for discontinued operations		
	Basic earnings per share from discontinued operations	0	0
	Diluted earnings per share from discontinued operations	0	0
iii	Earnings per equity share		
	Basic earnings per share	0.235	0.432
	Diluted earnings per share	0.235	0.432
RECONCILIATION STATEMENT BETWEEN IND-AS and Previous GAAP For Equity			
Shareholder's Equity as per previous GAAP		322.76	322.76
Add Gain on Fair value of Financial assets/liabilities		0.61	6.81
RECONCILIATION STATEMENT BETWEEN IND-AS and Previous GAAP For Profit & Loss			
Net Profit/(Loss) as per previous GAAP		7.51	13.83
Add Gain on Fair value of Financial assets/liabilities		6.90	7.02
		0.61	6.81



CASH FLOW STATEMENT		
Particulars	1	2
	3 months Quarter Ended (30.09.2019)	6 Months Half Year Ended (30.09.2019)
Profit before tax	7.514	13.833
Adjustments for reconcile profit (loss) [Abstract]		
Adjustments for finance costs	0.004	0.01
Adjustments for decrease (increase) in inventories	0.7	1.53
Adjustments for decrease (increase) in trade receivables, current	-53.5	-53.5
Adjustments for decrease (increase) in trade receivables, non-current	0	0
Adjustments for decrease (increase) in other current assets	0	0
Adjustments for decrease (increase) in other non-current assets	0	0
Adjustments for other financial assets, non-current	26.27	21
Adjustments for other financial assets, current	0	0
Adjustments for other bank balances	0	0
Adjustments for increase (decrease) in trade payables, current	0	0
Adjustments for increase (decrease) in trade payables, non-current	0	0
Adjustments for increase (decrease) in other current liabilities	0	0
Adjustments for increase (decrease) in other non-current liabilities	0	0
Adjustments for depreciation and amortisation expense	0	0
Adjustments for impairment loss reversal of impairment loss recognised in profit or loss	0	0
Adjustments for provisions, current	0	0
Adjustments for provisions, non-current	0	0
Adjustments for other financial liabilities, current	0	0
Adjustments for other financial liabilities, non-current	0	0
Adjustments for unrealised foreign exchange losses gains	0	0
Adjustments for dividend income	0.02	0.045
Adjustments for interest income	0	0
Adjustments for share-based payments	0	0
Adjustments for fair value losses (gains)	0	-6.814
Adjustments for undistributed profits of associates	0	0
Other adjustments for which cash effects are investing or financing cash flow	0	0
Other adjustments to reconcile profit (loss)	0	0
Other adjustments for non-cash items	0	0
Share of profit and loss from partnership firm or association of persons or limited liability partnerships	0	0
Total adjustments for reconcile profit (loss)	-26.546	-37.729
Net cash flows from (used in) operations	-19.032	-23.896
Dividends received	0	0
Interest paid	0	0
Interest received	0	0
Income taxes paid (refund)	0	0
Other inflows (outflows) of cash	0	0
Net cash flows from (used in) operating activities	-19.032	-23.896
Cash flows from used in investing activities [Abstract]		
Cash flows from losing control of subsidiaries or other businesses	0	0
Cash flows used in obtaining control of subsidiaries or other businesses	0	0
Other cash receipts from sales of equity or debt instruments of other entities	58.115	57.476
Other cash payments to acquire equity or debt instruments of other entities	40.24	40.42
Other cash receipts from sales of interests in joint ventures	0	0
Other cash payments to acquire interests in joint ventures	0	0
Cash receipts from share of profits of partnership firm or association of persons or limited liability partnerships	0	0
Cash payment for investment in partnership firm or association of persons or limited liability partnerships	0	0
Proceeds from sales of property, plant and equipment	0	0
Purchase of property, plant and equipment	0	0
Proceeds from sales of investment property	0	0
Purchase of investment property	0	0
Proceeds from sales of intangible assets	0	0
Purchase of intangible assets	0	0
Proceeds from sales of intangible assets under development	0	0
Purchase of intangible assets under development	0	0
Proceeds from sales of goodwill	0	0
Purchase of goodwill	0	0
Proceeds from biological assets other than bearer plants	0	0
Purchase of biological assets other than bearer plants	0	0
Proceeds from government grants	0	0
Proceeds from sales of other long-term assets	0	0
Purchase of other long-term assets	0	0
Cash advances and loans made to other parties	0	0
Cash receipts from repayment of advances and loans made to other parties	0	0
Cash payments for future contracts, forward contracts, option contracts and swap contracts	0	0
Cash receipts from future contracts, forward contracts, option contracts and swap contracts	0	0
Dividends received	0.02	0.045
Interest received	0	0
Income taxes paid (refund)	0	0
Other inflows (outflows) of cash	0	0
Net cash flows from (used in) investing activities	17.895	17.101
Cash flows from used in financing activities [Abstract]		
Proceeds from changes in ownership interests in subsidiaries	0	0
Payments from changes in ownership interests in subsidiaries	0	0
Proceeds from issuing shares	0	0
Proceeds from issuing other equity instruments	0	0
Payments to acquire or redeem entity's shares	0	0
Payments of other equity instruments	0	0
Proceeds from exercise of stock options	0	0
Proceeds from issuing debentures notes bonds etc	0	0
Proceeds from borrowings	0	0
Repayments of borrowings	0	0
Payments of finance lease liabilities	0	0
Payments of lease liabilities	0	0
Dividends paid	0	0
Interest paid	0	0
Income taxes paid (refund)	0	0
Other inflows (outflows) of cash	-0.004	-0.01
Net cash flows from (used in) financing activities	-0.004	-0.010
Net increase (decrease) in cash and cash equivalents before effect of exchange rate changes	-1.141	-6.805
Effect of exchange rate changes on cash and cash equivalents [Abstract]		
Effect of exchange rate changes on cash and cash equivalents		
Net increase (decrease) in cash and cash equivalents	-1.141	-6.805
Cash and cash equivalents cash flow statement at beginning of period	2.236	7.9
Cash and cash equivalents cash flow statement at end of period	1.095	1.095




Statement of Asset and Liabilities CITYGOLD CREDIT CAPITAL LIMITED		6 MONTHS HALF YEAR ENDED (30.09.2019)
Particulars		
Assets		
1	Financial Asset	(Rs. In Lakhs)
	Cash and cash equivalents	0.104
	Bank Balance other than (a) above	0.991
	Derivative financial instruments	0
	Receivables	
	(I) Trade Receivables	53.500
	(II) Other Receivables	0.000
	Loans	215.631
	Investments	40.955
	Other Financial assets	0.000
2	Non Financial Asset	
	Inventories	11.156
	Current tax assets (Net)	0.000
	Deferred tax Assets (Net)	0.000
	Investment Property	0.000
	Biological assets other than bearer plants	0.000
	Property, Plant and Equipment	0.747
	Capital work-in-progress	0.000
	Intangible assets under development	0.000
	Goodwill	0.000
	Other Intangible assets	0.000
	Other non-financial assets (to be specified)	0.000
	- Income Tax Refund	0.226
	Total assets	323.310
Equity and liabilities		
1	Equity	
	Equity attributable to owners of parent	
	Equity share capital	320.050
	Other equity	2.710
	Total equity attributable to owners of parent	
	Non controlling interest	
	Total equity	322.760
2	Liabilities	
2.1	Financial Liabilities	
(a)	Derivative financial instruments	0.000
(b)	Payables	0.000
	(I) Trade Payables	
	(i) total outstanding dues of micro enterprises and small enterprises	0.000
	(ii) total outstanding dues of creditors other than micro enterprises and small enterprises	0.000
	II) Other Payables	
	(i) total outstanding dues of micro enterprises and small enterprises	0.000
	(ii) total outstanding dues of creditors other than micro enterprises and small enterprises	0.000
(C)	Debt Securities	0.001
(d)	Borrowings (Other than Debt Securities)	0.000
(e)	Deposits	0.000
(f)	Subordinated Liabilities	0.000
(g)	Other financial liabilities	0.000
2.2	Non-Financial Liabilities	
(a)	Current tax liabilities (Net)	0.000
(b)	Provisions	0.530
(C)	Deferred tax liabilities (Net)	0.019
(d)	Other non-financial liabilities	0.000
	Total liabilities	0.550
	Total equity and liabilities	323.310

Notes

- The financial statements disclosed herein comply with the applicable Ind AS
- The investments are valued at Fair Value and the difference between book value and fair value is adjusted through statement of profit and loss as per Ind AS 109
- The fixed assets held by the NBFC are valued on cost basis as per Ind AS 116
- We have been reported by the management that there is no estimated loss to be reported on the financial assets at the period end as per applicable Ind AS
- Totalling is subject to some round off adjustments

Date :- 14.11.2019
Place :- Ludhiana

For CITYGOLD CREDIT CAPITAL LIMITED

 Managing Director