

# CITY GOLD CREDIT CAPITAL LIMITED

**REGD. OFFICE:** - 555, 5<sup>th</sup> Floor, LSE Building, Feroze Gandhi Market, Ludhiana-141001  
**CIN:**-L65921PB1993PLC013595 [www.citygoldcreditcapitallimited.com](http://www.citygoldcreditcapitallimited.com)

REF NO.....

DATE.....

To  
Metropolitan Stock Exchange of India Limited (MSEI),  
Vibgyor Towers, 4th Floor,  
Plot No C 62, G - Block,  
Opp. Trident Hotel,  
Bandra Kurla Complex,  
Bandra (E), Mumbai - 400 098.

**SUBJECT: - Disclosure under Regulation 30 & 33 of SEBI (LODR) Regulations 2015.  
Outcome of the Board Meeting held on 13.11.2020.**

Dear Sir,


In continuation to notice dated 06.11.2020, we wish to inform you that Board of Directors in its meeting held on today 13.11.2020, considered and approved the:-

- i. Un-Audited Financial Results for the quarter and half year ended 30.09.2020 annexed with the Limited Review Report issued by Statutory Auditors of the company.

Pursuant to Regulation 30, 33 and other applicable provisions of the SEBI (Listing Obligations and Disclosure Requirements) Regulations, 2015, we are enclosing herewith approved un-audited financial result for the quarter and half year ended 30.09.2020 with the limited review report issued by Namita Singla & Co. Statutory Auditors of the company.

Board Meeting commenced at 11.00 A.M. and concluded at 11.50 A.M.

This is for your information and record please.

  
City Gold Credit Capital Limited  
LUDHIANA

(Sahil Puri)  
Authorised Signatory  
Date: - 13/11/2020

**CORPORATE OFFICE:** - 467, Ludhiana Stock Exchange Building, Ludhiana-141001.  
Ph No. 0161-4062614, 0161-4642238 E-mail :- [cgccl1993@gmail.com](mailto:cgccl1993@gmail.com)



# Namita Singla & Co.

Chartered Accountants

Mobile : 84272-84466  
E-mail : ca.nsingla@gmail.com

17-L, Bank Colony, Ashok Vihar, Rishi Nagar,  
Ludhiana-141001.

**Limited Review Report for Citygold Credit Capital Limited for the unaudited financial results for the period ended 30.09.2020**


Review report to Board of Directors of Citygold Credit Capital Limited

We have reviewed the accompanying statement of unaudited financial results (as per applicable Ind AS) of Citygold Credit Capital Limited for the period ended 30.09.2020. This statement is the responsibility of the Company's Management and has been approved by the Board of Directors. Our responsibility is to issue a report on these financial statements based on our review.

We conducted our review of the Statement in accordance with the Standard on Review Engagements (SRE) 2410 "Review of Interim Financial Information Performed by the Independent Auditor of the Entity", issued by the Institute of Chartered Accountants of India. This standard requires that we plan and perform review to obtain moderate assurance as to whether the financial statements are free of material misstatement. A review is limited primarily to inquiries of company personnel and an analytical procedure applied to financial data and thus provides less assurance than an audit. We have not performed an audit and accordingly, we do not express an audit opinion.

Based on our review conducted as above, nothing has come to our attention that causes us to believe that the accompanying statement of unaudited financial results prepared in accordance with applicable accounting standards and other recognized accounting practices and policies has not disclosed the information required to be disclosed in terms of Regulation 33 of the SEBI (Listing Obligations and Disclosure Requirements) Regulations, 2015 including the manner in which it is to be disclosed, or that it contains any material misstatement.

For Namita Singla & Company  
Chartered Accountants



*Namita Singla*  
Signature  
Namita Singla  
(Proprietor)


(Membership Number - 509039)  
(UDIN - 20509039AAAABK8327)

Place of signature - Ludhiana

Date - 13.11.2020

| Financial Results - CITYGOLD CREDIT CAPITAL LIMITED |  | Unaudited (In Lakh)                     |   |
|---|--|---|---|
| Particulars   |  | 3 MONTHS<br>QUARTER ENDED<br>30.09.2020 | 6 MONTHS<br>HALF YEAR ENDED<br>30.09.2020 |
| <b>1</b>  | <b>Income</b>  |   |   |
|   | <b>Revenue from operations</b>   |   |   |
| (i)   | Interest Income  | 4.720                                   | 9.182                                     |
| (ii)  | Dividend Income  | 0.000                                   | 0.000                                     |
| (iii)   | Rental Income  | 0.000                                   | 0.000                                     |
| (iv)  | Fees and commission Income   | 0.000                                   | 0.000                                     |
| (v)   | Net gain on fair value changes   | 0.264                                   | 0.000                                     |
| (vi)  | Net gain on derecognition of financial instruments under amortised cost category | 0.000                                   | 0.000                                     |
| (vii)   | Sale of products (including Excise Duty)   | 0.045                                   | 3.972                                     |
| (viii)  | Sale of services   | 0.000                                   | 0.000                                     |
| (ix)  | <b>Other revenue (to be specified)</b>   |   |   |
| (a)   | Profit on Sale of Mutual Funds   | 0.000                                   | 1.294                                     |
| (b)   | Gain on Switching of Mutual Funds  | 0.000                                   | 0.000                                     |
| (c)   | Other income   | 0.000                                   | 0.000                                     |
|   | <b>Total other revenue</b>   | <b>0.000</b>                            | <b>1.294</b>                              |
|   | <b>Total Income</b>  | <b>5.029</b>                            | <b>14.449</b>                             |
| <b>2</b>  | <b>Expenses</b>  |   |   |
| (i)   | Finance costs  | 0.001                                   | 0.002                                     |
| (ii)  | Fees and commission expense  | 0.000                                   | 0.000                                     |
| (iii)   | Net loss on fair value changes   | 0.000                                   | 0.656                                     |
| (iv)  | Net loss on derecognition of financial instruments under amortised cost category | 0.000                                   | 0.000                                     |
| (v)   | Impairment on financial instruments  | 0.000                                   | 0.000                                     |
| (vi)  | Cost of materials consumed   | 0.000                                   | 0.000                                     |
| (vii)   | Purchases of stock-in-trade  | 2.690                                   | 2.690                                     |
| (viii)  | Changes in inventories of finished goods, work-in-progress and stock-in-trade    | (1.965)                                 | 0.754                                     |
| (ix)  | Employee benefit expense   | 1.077                                   | 2.154                                     |
| (x)   | Depreciation, depletion and amortisation expense                                 | 0.030                                   | 0.060                                     |
| (xi)  | <b>Other expenses (to be specified)</b>  |   |   |
| (a)   | Advertisement Expenses   | 0.191                                   | 0.191                                     |
| (b)   | AGM Expenses   | 0.000                                   | 0.000                                     |
| (c)   | AMC Charges  | 0.000                                   | 0.000                                     |
| (d)   | Conveyance Charges   | 0.026                                   | 0.040                                     |
| (e)   | Depository Service Charges   | 0.142                                   | 0.614                                     |
| (f)   | Fees and Taxes   | 0.030                                   | 0.030                                     |
| (g)   | General Expenses   | 0.008                                   | 0.019                                     |
| (h)   | Postage and Telegram   | 0.010                                   | 0.020                                     |
| (i)   | Printing and Stationery  | 0.008                                   | 0.018                                     |
| (j)   | Rent   | 0.600                                   | 0.600                                     |
| (k)   | Telephone Expenses   | 0.000                                   | 0.010                                     |
| (l)   | Tea and Beverage Expenses  | 0.026                                   | 0.042                                     |
| (m)   | Auditor Fees   | 0.000                                   | 0.000                                     |
| (n)   | Diwali Expense   | 0.000                                   | 0.000                                     |
| (o)   | Membership Expenses  | 0.177                                   | 0.236                                     |
| (p)   | Computer Repair Expenses   | 0.000                                   | 0.000                                     |
| (q)   | Travelling Expenses  | 0.000                                   | 0.000                                     |
| (r)   | Provision on Standard Asset  | 0.000                                   | 0.000                                     |
| (s)   | Listing fees   | 0.000                                   | 0.649                                     |
| (t)   | Website Expenses   | 0.000                                   | 0.000                                     |
| (u)   | Trading Expenses   | 0.001                                   | 0.001                                     |
|   | <b>Total other expenses</b>  | <b>1.218</b>                            | <b>2.469</b>                              |
|   | <b>Total expenses</b>  | <b>3.051</b>                            | <b>8.786</b>                              |
| <b>3</b>  | <b>Total profit before exceptional items and tax</b>                             | <b>1.978</b>                            | <b>5.663</b>                              |
| <b>4</b>  | <b>Exceptional items</b>   | <b>0.000</b>                            | <b>0.000</b>                              |
| <b>5</b>  | <b>Total profit before tax</b>   | <b>1.978</b>                            | <b>5.663</b>                              |
| <b>7</b>  | <b>Tax expense</b>   |   |   |
| 8   | Current tax  | 0.763                                   | 1.495                                     |
| 9   | Deferred tax   | (0.043)                                 | (0.120)                                   |
| <b>10</b>   | <b>Total tax expenses</b>  | <b>0.720</b>                            | <b>1.375</b>                              |
| <b>14</b>   | <b>Net Profit Loss for the period from continuing operations</b>                 | <b>1.258</b>                            | <b>4.288</b>                              |
| 15  | Profit (loss) from discontinued operations before tax                            | 0.000                                   | 0.000                                     |
| 16  | Tax expense of discontinued operations   | 0.000                                   | 0.000                                     |
| <b>17</b>   | <b>Net profit (loss) from discontinued operation after tax</b>                   | <b>0.000</b>                            | <b>0.000</b>                              |
| <b>18</b>   | <b>Total profit (loss) for period</b>  | <b>1.258</b>                            | <b>4.288</b>                              |
| 19  | Other comprehensive income net of taxes  | 0.000                                   | 0.000                                     |
| <b>20</b>   | <b>Total Comprehensive income for the period</b>                                 | <b>1.258</b>                            | <b>4.288</b>                              |
| <b>21</b>   | <b>Details of equity share capital</b>   |   |   |
|   | Paid-up equity share capital   | 320.050                                 | 320.050                                   |
|   | Face value of equity share capital   | Rs. 10                                  | Rs. 10                                    |
| <b>22</b>   | <b>Earnings per share</b>  |   |   |
| <b>i</b>  | <b>Earnings per equity share for continuing operations</b>                       |   |   |
|   | Basic earnings per share from continuing operations                              | 0.039                                   | 0.134                                     |
|   | Diluted earnings per share from continuing operations                            | 0.039                                   | 0.134                                     |
| <b>ii</b>   | <b>Earnings per equity share for discontinued operations</b>                     |   |   |
|   | Basic earnings per share from discontinued operations                            | 0.000                                   | 0.000                                     |
|   | Diluted earnings per share from discontinued operations                          | 0.000                                   | 0.000                                     |
| <b>iii</b>  | <b>Earnings per equity share</b>   |   |   |
|   | Basic earnings per share   | 0.039                                   | 0.134                                     |
|   | Diluted earnings per share   | 0.039                                   | 0.134                                     |
|   | <b>Other comprehensive income (Abstract)</b>                                     |   |   |
| <b>1</b>  | Amount of items that will not be reclassified to profit and loss                 | 0.000                                   | 0.000                                     |
| <b>2</b>  | Income tax relating to items that will not be reclassified to profit or loss     | 0.000                                   | 0.000                                     |
|   | <b>Total Amount of items that will not be reclassified to profit and loss</b>    | <b>0.000</b>                            | <b>0.000</b>                              |
| <b>3</b>  | Amount of items that will be reclassified to profit and loss                     | 0.000                                   | 0.000                                     |
| <b>4</b>  | Income tax relating to items that will be reclassified to profit or loss         | 0.000                                   | 0.000                                     |
|   | <b>Total Amount of items that will be reclassified to profit and loss</b>        | <b>0.000</b>                            | <b>0.000</b>                              |
| <b>5</b>  | <b>Total Other comprehensive income</b>  | <b>0.000</b>                            | <b>0.000</b>                              |

For CITYGOLD CREDIT CAPITAL LIMITED



Managing Director  
Din: 06804517

Place :- Ludhiana  
Date :- 13-11-2020

**NOTE :-**

- The company is a NBFC Company. These Financial results have been prepared in accordance with the recognition and measurement principles of applicable Indian Accounting Standard (Ind AS) notified under the companies (Indian Accounting Standards) Rules, 2015 (as amended) as specified in section 133 of the
- The figures of the previous periods have been reworded/re-arranged where ever considered necessary.
- The above unaudited financial results for the quarter ending 30th September 2020 were reviewed by the audit committee and were considered and approved by the board of directors in their meeting held on 13.11.2020

| Statement of Asset and Liabilities- CITYGOLD CREDIT CAPITAL LIMITED |   |  |
|---|---|--|
| Particulars   |   | UNAUDITED<br>6 MONTHS HALF YEAR<br>ENDED<br>(30.09.2020) |
| Date of start of reporting period                                   |   | 01-04-2020   |
| Date of end of reporting period                                     |   | 30-09-2020   |
| Whether results are audited or unaudited                            |   | Unaudited  |
| Nature of report standalone or consolidated                         |   | Standalone   |
|   |   | (Rs. In Lakhs)   |
| <b>Assets</b>   |   |  |
| <b>1</b>  | <b>Financial Asset</b>  |  |
|   | Cash and cash equivalents   | 3.313  |
|   | Bank Balance other than (a) above   | 0.000  |
|   | Derivative financial instruments  | 0.000  |
|   | Receivables   |  |
|   | (I) Trade Receivables   | 0.000  |
|   | (II) Other Receivables  | 0.000  |
|   | Loans   | 268.202  |
|   | Investments   | 2.300  |
|   | Other Financial assets  | 50.016   |
| <b>2</b>  | <b>Non Financial Asset</b>  |  |
|   | Inventories   | 5.382  |
|   | Current tax assets (Net)  | 0.000  |
|   | Deferred tax Assets (Net)   | 0.000  |
|   | Investment Property   | 0.000  |
|   | Biological assets other than bearer plants  | 0.000  |
|   | Property, Plant and Equipment   | 0.434  |
|   | Capital work-in-progress  | 0.000  |
|   | Intangible assets under development   | 0.000  |
|   | Goodwill  | 0.000  |
|   | Other Intangible assets   | 0.000  |
|   | Other non-financial assets (to be specified)  |  |
|   | - Income Tax Refund   | 0.000  |
| <b>Total assets</b>   |   | <b>329.646</b>   |
| <b>LIABILITIES AND EQUITY</b>                                       |   |  |
| <b>1</b>  | <b>Equity</b>   |  |
|   | Equity share capital  | 320.050  |
|   | Other equity  | 7.130  |
| <b>Total equity</b>   |   | <b>327.180</b>   |
| <b>1</b>  | <b>Liabilities</b>  |  |
| <b>1.1</b>  | <b>Financial Liabilities</b>  |  |
| (a)   | Derivative financial instruments  | 0.000  |
| (b)   | Payables  |  |
|   | (I) Trade Payables  |  |
|   | (i) total outstanding dues of micro enterprises and small enterprises                       | 0.000  |
|   | (ii) total outstanding dues of creditors other than micro enterprises and small enterprises | 0.000  |
|   | II) Other Payables  |  |
|   | (i) total outstanding dues of micro enterprises and small enterprises                       | 0.000  |
|   | (ii) total outstanding dues of creditors other than micro enterprises and small enterprises | 0.000  |
| (C)   | Debt Securities   | 0.000  |
| (d)   | Borrowings (Other than Debt Securities)   | 0.000  |
| (e)   | Deposits  | 0.000  |
| (f)   | Subordinated Liabilities  | 0.000  |
| (g)   | Other financial liabilities (to be specified)   | 0.000  |
| <b>1.2</b>  | <b>Non-Financial Liabilities</b>  |  |
| (a)   | Current tax liabilities (Net)   | 0.000  |
| (b)   | Provisions  | 2.144  |
| (C)   | Deferred tax liabilities (Net)  | 0.181  |
| (d)   | Other non-financial liabilities (to be specified)   |  |
|   | - Auditor Fees Payable  | 0.000  |
|   | - Salary Payable  | 0.000  |
|   | - Advt Expense Payable  | 0.000  |
|   | - Rent Payable  | 0.000  |
|   | - Depository Charges Payable  | 0.142  |
|   | - Cheques issued but not Cleared  | 0.000  |
|   | - NSE- Securities   | 0.000  |
| <b>Total liabilities</b>  |   | <b>2.466</b>   |
| <b>Total equity &amp; liabilities</b>                               |   | <b>329.646</b>   |



| Cash Flow Statement- CITYGOLD CREDIT CAPITAL LIMITED                |   |   |
|---|---|---|
| Particulars   |   | 6 Months<br>Half Year Ended<br>(30.09.2020) |
| A   | Date of start of reporting period   | 01-04-2020                                  |
| B   | Date of end of reporting period   | 30-09-2020                                  |
| C   | Whether results are audited or unaudited  | Unaudited                                   |
| D   | Nature of report standalone or consolidated   | Standalone                                  |
| <b>Part I</b>   |   |   |
| <b>Cash flows from used in operating activities</b>                 |   |   |
|   | Profit before tax   | 5.663                                       |
| <b>Adjustments for reconcile profit (loss)</b>                      |   |   |
|   | Adjustments for finance costs   | 0.002                                       |
|   | Adjustments for decrease (increase) in inventories  | 0.754                                       |
|   | Adjustments for decrease (increase) in trade receivables, current   | 0.000                                       |
|   | Adjustments for decrease (increase) in trade receivables, non-current   | 0.000                                       |
|   | Adjustments for decrease (increase) in other current assets   | 0.266                                       |
|   | Adjustments for decrease (increase) in other non-current assets   | 0.000                                       |
|   | Adjustments for other financial assets, non-current   | (50.016)                                    |
|   | Adjustments for other financial assets, current   | (8.772)                                     |
|   | Adjustments for other bank balances   | 0.000                                       |
|   | Adjustments for increase (decrease) in trade payables, current  | 0.000                                       |
|   | Adjustments for increase (decrease) in trade payables, non-current  | 0.000                                       |
|   | Adjustments for increase (decrease) in other current liabilities  | (2.167)                                     |
|   | Adjustments for increase (decrease) in other non-current liabilities  | 0.000                                       |
|   | Adjustments for depreciation and amortisation expense   | 0.060                                       |
|   | Adjustments for impairment loss reversal of impairment loss recognised in profit or loss                            | 0.000                                       |
|   | Adjustments for provisions, current   | 0.000                                       |
|   | Adjustments for provisions, non-current   | 0.000                                       |
|   | Adjustments for other financial liabilities, current  | 0.000                                       |
|   | Adjustments for other financial liabilities, non-current  | 0.000                                       |
|   | Adjustments for unrealised foreign exchange losses gains  | 0.000                                       |
|   | Adjustments for dividend income   | 0.000                                       |
|   | Adjustments for interest income   | 0.000                                       |
|   | Adjustments for share-based payments  | 0.000                                       |
|   | Adjustments for fair value losses (gains)   | 0.656                                       |
|   | Adjustments for undistributed profits of associates   | 0.000                                       |
|   | Other adjustments for which cash effects are investing or financing cash flow                                       | (1.294)                                     |
|   | Other adjustments to reconcile profit (loss)  | 0.000                                       |
|   | Other adjustments for non-cash items  | 0.000                                       |
|   | Share of profit and loss from partnership firm or association of persons or limited liability partnerships          | 0.000                                       |
|   | <b>Total adjustments for reconcile profit (loss)</b>  | <b>-60.511</b>                              |
|   | <b>Net cash flows from (used in) operations</b>   | <b>-54.848</b>                              |
|   | Dividends received  | 0.000                                       |
|   | Interest paid   | 0.000                                       |
|   | Interest received   | 0.000                                       |
|   | Income taxes paid (refund)  | 0.000                                       |
|   | Other inflows (outflows) of cash  | 0.000                                       |
|   | <b>Net cash flows from (used in) operating activities</b>   | <b>-54.848</b>                              |
| <b>Cash flows from used in investing activities</b>                 |   |   |
|   | Cash flows from losing control of subsidiaries or other businesses  | 0.000                                       |
|   | Cash flows used in obtaining control of subsidiaries or other businesses  | 0.000                                       |
|   | Other cash receipts from sales of equity or debt instruments of other entities                                      | 26.294                                      |
|   | Other cash payments to acquire equity or debt instruments of other entities   | 0.840                                       |
|   | Other cash receipts from sales of interests in joint ventures   | 0.000                                       |
|   | Other cash payments to acquire interests in joint ventures  | 0.000                                       |
|   | Cash receipts from share of profits of partnership firm or association of persons or limited liability partnerships | 0.000                                       |
|   | Cash payment for investment in partnership firm or association of persons or limited liability partnerships         | 0.000                                       |
|   | Proceeds from sales of property, plant and equipment  | 0.000                                       |
|   | Purchase of property, plant and equipment   | 0.000                                       |
|   | Proceeds from sales of investment property  | 0.000                                       |
|   | Purchase of investment property   | 0.000                                       |
|   | Proceeds from sales of intangible assets  | 0.000                                       |
|   | Purchase of intangible assets   | 0.000                                       |
|   | Proceeds from sales of intangible assets under development  | 0.000                                       |
|   | Purchase of intangible assets under development   | 0.000                                       |
|   | Proceeds from sales of goodwill   | 0.000                                       |
|   | Purchase of goodwill  | 0.000                                       |
|   | Proceeds from biological assets other than bearer plants  | 0.000                                       |
|   | Purchase of biological assets other than bearer plants  | 0.000                                       |
|   | Proceeds from government grants   | 0.000                                       |
|   | Proceeds from sales of other long-term assets   | 0.000                                       |
|   | Purchase of other long-term assets  | 0.000                                       |
|   | Cash advances and loans made to other parties   | 0.000                                       |
|   | Cash receipts from repayment of advances and loans made to other parties  | 0.000                                       |
|   | Cash payments for future contracts, forward contracts, option contracts and swap contracts                          | 0.000                                       |
|   | Cash receipts from future contracts, forward contracts, option contracts and swap contracts                         | 0.000                                       |
|   | Dividends received  | 0.000                                       |
|   | Interest received   | 0.000                                       |
|   | Income taxes paid (refund)  | 0.000                                       |
|   | Other inflows (outflows) of cash  | 0.000                                       |
|   | <b>Net cash flows from (used in) investing activities</b>   | <b>25.454</b>                               |
| <b>Cash flows from used in financing activities</b>                 |   |   |
|   | Proceeds from changes in ownership interests in subsidiaries  | 0.000                                       |
|   | Payments from changes in ownership interests in subsidiaries  | 0.000                                       |
|   | Proceeds from issuing shares  | 0.000                                       |
|   | Proceeds from issuing other equity instruments  | 0.000                                       |
|   | Payments to acquire or redeem entity's shares   | 0.000                                       |
|   | Payments of other equity instruments  | 0.000                                       |
|   | Proceeds from exercise of stock options   | 0.000                                       |
|   | Proceeds from issuing debentures notes bonds etc  | 0.000                                       |
|   | Proceeds from borrowings  | 0.000                                       |
|   | Repayments of borrowings  | 0.000                                       |
|   | Payments of finance lease liabilities   | 0.000                                       |
|   | Payments of lease liabilities   | 0.000                                       |
|   | Dividends paid  | 0.000                                       |
|   | Interest paid   | 0.000                                       |
|   | Income taxes paid (refund)  | 0.002                                       |
|   | Other inflows (outflows) of cash  | 0.000                                       |
|   | <b>Net cash flows from (used in) financing activities</b>   | <b>-0.002</b>                               |
|   | <b>Net increase (decrease) in cash and cash equivalents before effect of exchange rate changes</b>                  | <b>-29.396</b>                              |
| <b>Effect of exchange rate changes on cash and cash equivalents</b> |   |   |
|   | Effect of exchange rate changes on cash and cash equivalents  | 0.000                                       |
|   | <b>Net Increase (decrease) in cash and cash equivalents</b>   | <b>-29.396</b>                              |
|   | Cash and cash equivalents cash flow statement at beginning of period  | 32.709                                      |
|   | <b>Cash and cash equivalents cash flow statement at end of period</b>   | <b>3.313</b>                                |

